






Purpose	Form	Audience	Impact
Narrate	<p><b>How will the talk/writing be structured?</b> <i>e.g. letter, diary, email, blog, recipe, biography, illustrated story. Form will also inform a writer's language choices.</i></p>	<p><b>Who are we writing for?</b> <i>Writers adjust the tone and formality of the writing according to its audience. Authentic audiences lead to more motivated writers.</i></p>	<p><b>How will the reader feel or what might they do?</b> <i>e.g. happy, confused, informed, curious; will they know something new or have changed their opinion?</i></p>
Inform/describe			
Explain			
Persuade			
Discuss			











### Guidance:

Narrative should be taught in sequence whereas poetry and non-fiction units can be moved to fit with the broader curriculum or be integrated into a narrative unit.

- The purpose, form and audience can be tweaked to fit the chosen text or outcome.
- Where the form is 'short story', this could include alternative story endings, innovated stories or stories that continue on from those the children have read.
- The subject of non-fiction texts can be changed to match any aspect of the broader curriculum.
- The impact statement should make sense when preceded by: 'my reader will...'

		Autumn 1	Autumn 2	Spring 1	Spring 2	Summer 1	Summer 2
Year 1	Theme	 <b>Into the woods</b>	 <b>Playtime</b>	 <b>Let's go outside!</b>	 <b>Land of Adventure</b>	 <b>Animal Magic</b>	 <b>A Royal Occasion</b>
	Narrative	<b>Traditional tales with predictable phrasing</b> <b>P</b> to narrate <b>F</b> oral and written sentences <b>A</b> peers	<b>Traditional tales with predictable phrasing</b> <b>P</b> to narrate <b>F</b> a sequence of sentences <b>A</b> peers	<b>Classic stories which reflect childhood experiences</b> <b>P</b> to narrate <b>F</b> illustrated sentences, retelling the events of a story <b>A</b> school and families (display) <b>I</b> be entertained	<b>Traditional tales</b> <b>P</b> to narrate <b>F</b> a retelling of a familiar traditional tale <b>A</b> peers <b>I</b> be entertained	<b>Contemporary animal stories</b> <b>P</b> to narrate <b>F</b> a short story which innovates on one that's been read <b>A</b> peers <b>I</b> be entertained	<b>Stories with royal characters</b> <b>P</b> to narrate <b>F</b> an original short story <b>A</b> peers <b>I</b> be entertained
	Poetry	<b>Seasonal poetry</b> <b>P</b> to describe <b>F</b> class recital of a poem <b>A</b> school and families <b>I</b> feel happy, uplifted	<b>Playground rhymes and songs</b> <b>P</b> to narrate/ describe <b>F</b> performance of poems learned by heart <b>A</b> younger children <b>I</b> have fun		<b>Performance poetry</b> <b>P</b> to narrate <b>F</b> Whole class performance of a range of poems on a theme <b>A</b> school and families <b>I</b> be entertained	<b>Animal poems</b> <b>P</b> to describe <b>F</b> rhyming couplets about animals <b>A</b> school and families (display) <b>I</b> smile and laugh	
Non-Fiction	<b>Information texts (human body)</b> <b>P</b> to inform/ explain <b>F</b> captions and labels <b>A</b> peers <b>I</b> learn something new about the human body	<b>Information texts (toys and games)</b> <b>P</b> to inform/ explain <b>F</b> sentences on a topic <b>A</b> peers <b>I</b> learn something new about toys	<b>Description/report of personal experience</b> <b>P</b> to narrate <b>F</b> journal/diary <b>A</b> peers <b>I</b> understand someone's experiences		<b>Instructions (how to care for an animal)</b> <b>P</b> to explain <b>F</b> instruction manual <b>A</b> schools and families (display) <b>I</b> know how to look after an animal	<b>Information both real and imagined (royalty)</b> <b>P</b> to inform/describe <b>F</b> character profile <b>A</b> peers <b>I</b> know how to recognise a royal	

## Themes and Icon Attribution

	Autumn 1	Autumn 2	Spring 1	Spring 2		
Year 1	 <b>Into the woods</b> "Forrest" icon by Tippawan Sookruay, from <a href="#">The Noun Project</a>	 <b>Playtime</b> "toys" icon by Made by Made from <a href="#">The Noun Project</a>	 <b>Let's go outside!</b> "Outside" icon by DEMOGRAPH from <a href="#">The Noun Project</a>	 <b>Land of Adventure</b> Mountains by Cono Studio Milano from <a href="#">The Noun Project</a>	 <b>Animal Magic</b> "Paw Print" icon by Alina Oleynik from <a href="#">The Noun Project</a>	 <b>A Royal Occasion</b> "crown design" icon by ProSymbols from <a href="#">The Noun Project</a>
	 <b>Home Sweet Home</b> "sweet home" icon by Nubaia Karim Barsha from <a href="#">The Noun Project</a>	 <b>Town and Country</b> "buildings" icon by Made by Made from <a href="#">The Noun Project</a>	 <b>Anything Grows ...</b> "growing plants" icon by Adam Beasley from <a href="#">The Noun Project</a>	 <b>Fire! Fire!</b> "Flame" icon by Iga from <a href="#">The Noun Project</a>	 <b>Worlds Apart</b> "world" icon by Guilherme Furtado, from <a href="#">The Noun Project</a>	 <b>Fun in the Sun</b> "Toys" icon by Smashicons from <a href="#">Flaticon</a>
Year 3	 <b>Stones and...</b> "rock pile" icon by Amanda Wray from <a href="#">The Noun Project</a>	 <b>Funny Bones</b> "Bone" icon by Smalllike from <a href="#">The Noun Project</a>	 <b>Disasters</b> "Natural Disasters" icon by Claudia Revalina from <a href="#">The Noun Project</a>	 <b>Ancient lands</b> "treasure map" icon by Anthony Ledoux from <a href="#">The Noun Project</a>	 <b>The Dark</b> "Night" icon by Guilherme Furtado from <a href="#">The Noun Project</a>	
	 <b>World of Sport</b> "Sports" icon by Minh Do from <a href="#">The Noun Project</a>	 <b>What's Eating You?</b> "jaws" icon by Maria Zamchy from <a href="#">The Noun Project</a>	 <b>Keen to be Green</b> "environmental conservation" icon by Chanut is Industries from <a href="#">The Noun Project</a>	 <b>Eureka!</b> "Idea" icon by MC from <a href="#">The Noun Project</a>	 <b>Diversity</b> "combine" icon by Stephen Plaster from <a href="#">The Noun Project</a>	
Year 5	 <b>Invaders</b> "viking guy" icon by Christine M Winn from <a href="#">The Noun Project</a>	 <b>I Believe</b> "Brain" icon by suhyeon Jung from <a href="#">The Noun Project</a>	 <b>Journeys</b> "journey" icon by Anthony Ledoux from <a href="#">The Noun Project</a>	 <b>Space Odyssey</b> "Space" icon by Made by Made from <a href="#">The Noun Project</a>	 <b>Displacement</b> "displacement" icon by yusuf kara from <a href="#">The Noun Project</a>	
	 <b>Fall Out</b> "War" icon by Nithinan Tatak from <a href="#">The Noun Project</a>	 <b>Peace</b> "Peace" icon by I Create Stuff from <a href="#">The Noun Project</a>	 <b>It's My Right</b> "Protest" icon by BomSymbols from <a href="#">The Noun Project</a>	 <b>It's a Mystery</b> "Wanted" icon by Lee Mette from <a href="#">The Noun Project</a>	 <b>Portals</b> "portal" icon by Adrien Coquet from <a href="#">The Noun Project</a>	